



# crop estimates committee oesskattingskomitee

**From/Van:** Mr Baldwin Netshifhefe  
**Tel:** 012 319 8043/32 **E-mail/E-pos:** BaldwinN@dalrrd.gov.za

Web page/Webblad: [www.dalrrd.gov.za/old\\_website/statistics](http://www.dalrrd.gov.za/old_website/statistics) and economic reports or  
[www.sagis.org.za/CEC](http://www.sagis.org.za/CEC): Crop Estimates **EMBARGO: 14:30**



agriculture, land reform  
& rural development

Department:  
Agriculture, Land Reform and Rural Development  
REPUBLIC OF SOUTH AFRICA

The area planted estimate and **eighth** production forecast for summer crops for 2023 is hereby released.  
Hiermee word die oppervlakte- en **agtste** produksieskatting vir somergewasse vir 2023 vrygestel.

**SUMMER CROPS – AREA PLANTED AND EIGHTH PRODUCTION FORECAST: 2023**

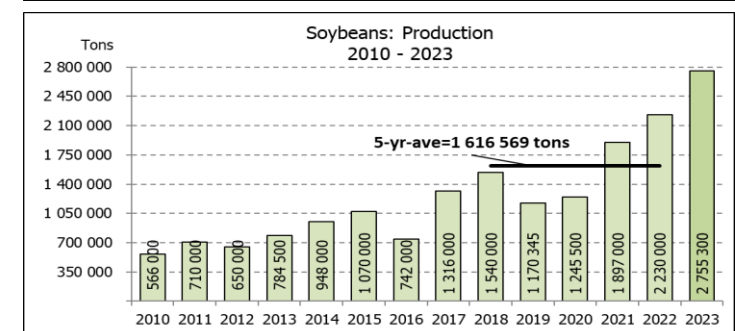
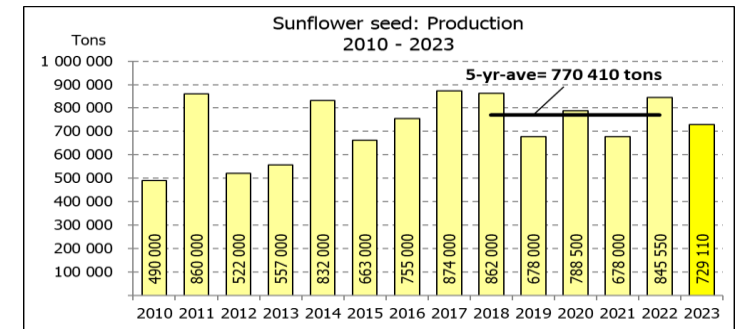
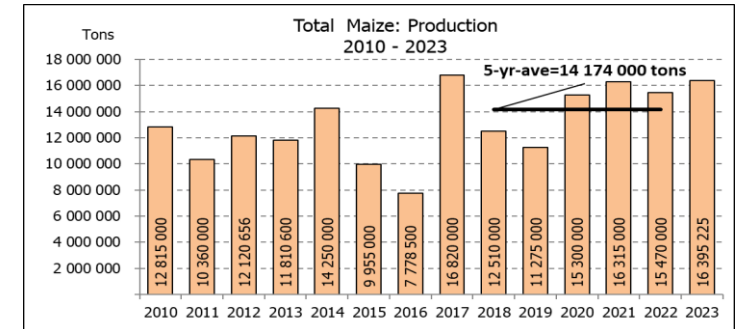
**SOMERGEWASSE – OPPERVLAKTE- EN AGTSTE PRODUKSIESKATTING: 2023**

CROP/GEWAS	Area planted/ Opp beplant <b>2023 Ha (A)</b>	8 <sup>th</sup> forecast/ 8 <sup>ste</sup> skatting <b>2023 Tons (B)</b>	7 <sup>th</sup> forecast/ 7 <sup>de</sup> skatting 2023 Tons (C)	Area planted/ Opp beplant 2022 Ha (D)	Final crop/ Finale oes 2022 Tons (E)	Change/ Verandering/ % (B) ÷ (C)
<b>Commercial/Kommersiëel:</b>						
White maize/Witmielies	1 521 300	8 499 965	8 637 950	1 575 000	7 850 000	-1,60
Yellow maize/Geelmielies	1 064 800	7 895 260	7 771 550	1 048 000	7 620 000	+1,59
Total Maize/Totale Mielies	2 586 100	16 395 225	16 409 500	2 623 000	15 470 000	-0,09
Sunflower seed/Sonneblomsaad	555 700	729 110	743 610	670 700	845 550	-1,95
Soybeans/Sojabone	1 148 300	2 755 300	2 755 300	925 300	2 230 000	-
Groundnuts/Grondbone	31 300	51 910	51 910	43 400	48 500	-
Sorghum	34 000	94 360	97 740	37 200	103 140	-3,46
Dry beans/Droëbone	36 650	50 260	50 260	42 900	52 590	-
<b>Non-Commercial Maize/Nie-Kommersiële Mielies</b>						
Total Maize/Totale Mielies	358 620	664 040	664 040	378 800	667 000	-
<b>Maize/Mielies: Commercial/Kommersiëel + Non-Commercial/Nie-Kommersiëel</b>						
Total Maize RSA/Totaal Mielies RSA	2 944 720	17 059 265	17 073 540	3 001 800	16 137 000	-0,08

Note: Estimate is for calendar year, e.g. production season 2022/23 = 2023

Nota: Skatting is vir kalenderjaar, bv. produksie-seisoen 2022/23 = 2023

27 September 2023



The Crop Estimates Committee comprises officials of the following institutions:

Department of Agriculture, Land Reform and Rural Development; Provincial Departments of Agriculture; various ARC-Institutes (Soil, Climate and Water; Small Grains Institute; and Grain Crops Institute); BFAP and Statistics SA.

**WHITE AND YELLOW MAIZE – AREA PLANTED AND EIGHTH PRODUCTION FORECAST: 2023**

**WIT- EN GEELMIELIES – OPPERVLAKTE EN AGTSTE PRODUKSIESKATTING: 2023**

Provinsie/ Province	Area planted/ Oppervlakte beplant 2023			8 <sup>th</sup> forecast/ 8 <sup>ste</sup> skatting 2023			Area planted/ Oppervlakte beplant 2022			Final crop/ Finale oes 2022		
	White/ Wit Ha	Yellow/ Geel Ha	Total/ Totaal Ha	White/ Wit Tons	Yellow/ Geel Tons	Total/ Totaal Tons	White/ Wit Ha	Yellow/ Geel Ha	Total/ Totaal Ha	White/ Wit Tons	Yellow/ Geel Tons	Total/ Totaal Tons
Western Cape/Wes-Kaap	250	3 500	3 750	2 375	32 900	35 275	500	3 500	4 000	4 750	32 900	37 650
Northern Cape/Noord-Kaap	1 000	43 500	44 500	12 500	696 000	708 500	3 000	42 000	45 000	36 000	672 000	708 000
Free State/Vrystaat	780 000	401 000	1 181 000	4 446 000	2 686 700	7 132 700	826 500	398 000	1 224 500	3 801 900	2 547 800	6 349 700
Eastern Cape/Oos-Kaap	5 750	25 000	30 750	40 250	192 500	232 750	6 000	20 500	26 500	40 800	157 900	198 700
KwaZulu-Natal	49 000	65 000	114 000	298 900	533 000	831 900	52 000	59 000	111 000	322 400	489 700	812 100
Mpumalanga	156 500	352 000	508 500	1 032 900	2 587 200	3 620 100	165 000	350 000	515 000	1 072 500	2 554 000	3 626 500
Limpopo	16 800	22 800	39 600	114 240	186 960	301 200	15 500	25 000	40 500	102 300	202 500	304 800
Gauteng	56 000	52 000	108 000	364 000	390 000	754 000	56 500	56 000	112 500	361 600	403 200	764 800
North West/Noordwes	456 000	100 000	556 000	2 188 800	590 000	2 778 800	450 000	94 000	544 000	2 107 750	560 000	2 667 750
Total/Totaal	1 521 300	1 064 800	2 586 100	8 499 965	7 895 260	16 395 225	1 575 000	1 048 000	2 623 000	7 850 000	7 620 000	15 470 000

**SUNFLOWER SEED – AREA PLANTED AND EIGHTH PRODUCTION FORECAST: 2023**

**SONNEBLMSAAD – OPPERVLAKTE EN AGTSTE PRODUKSIESKATTING: 2023**

Province/ Provinsie	Area planted/ Opp beplant Ha 2023	8 <sup>th</sup> forecast/ 8 <sup>ste</sup> skatting Tons 2023	Area planted/ Opp beplant Ha 2022	Final crop/ Finale oes Tons 2022
Western Cape/Wes-Kaap	-	-	-	-
Northern Cape/Noord-Kaap	2 500	6 250	2 500	6 250
Free State/Vrystaat	290 000	406 000	357 000	499 800
Eastern Cape/Oos-Kaap	700	1 400	300	750
KwaZulu-Natal	300	600	-	-
Mpumalanga	5 000	7 250	3 500	5 250
Limpopo	100 000	80 000	110 000	77 000
Gauteng	2 200	2 860	2 400	3 000
North West/Noordwes	155 000	224 750	195 000	253 500
Total/Totaal	555 700	729 110	670 700	845 550

**SOYBEANS – AREA PLANTED AND EIGHTH PRODUCTION FORECAST: 2023**

**SOJABONE – OPPERVLAKTE EN AGTSTE PRODUKSIESKATTING: 2023**

Province/ Provinsie	Area planted/ Opp beplant Ha 2023	8 <sup>th</sup> forecast/ 8 <sup>ste</sup> skatting Tons 2023	Area planted/ Opp beplant Ha 2022	Final crop/ Finale oes Tons 2022
Western Cape/Wes-Kaap	-	-	-	-
Northern Cape/Noord-Kaap	1 000	3 750	800	3 000
Free State/Vrystaat	565 000	1 327 750	415 000	912 500
Eastern Cape/Oos-Kaap	4 300	12 900	3 000	9 000
KwaZulu-Natal	44 000	158 400	39 000	150 000
Mpumalanga	305 000	671 000	300 000	710 000
Limpopo	26 000	88 400	22 500	76 500
Gauteng	48 000	105 600	45 000	99 000
North West/Noordwes	155 000	387 500	100 000	270 000
Total/Totaal	1 148 300	2 755 300	925 300	2 230 000

**GROUNDNUTS – AREA PLANTED AND EIGHTH PRODUCTION FORECAST: 2023****GRONDBONE – OPPERVLAKTE EN AGTSTE PRODUKSIESKATTING: 2023**

Province/ Provinsie	Area planted/ Opp beplant Ha 2023	8 <sup>th</sup> forecast/ 8 <sup>ste</sup> skatting Tons 2023	Area planted/ Opp beplant Ha 2022	Final crop/ Finale oes Tons 2022
Western Cape/Wes-Kaap	-	-	-	-
Northern Cape/Noord-Kaap	2 000	5 300	2 400	6 000
Free State/Vrystaat	12 300	20 910	19 000	20 900
Eastern Cape/Oos-Kaap	-	-	-	-
KwaZulu-Natal	-	-	-	-
Mpumalanga	-	-	-	-
Limpopo	2 000	4 700	2 000	4 600
Gauteng	-	-	-	-
North West/Noordwes	15 000	21 000	20 000	17 000
Total/Totaal	31 300	51 910	43 400	48 500

**SORGHUM – AREA PLANTED AND EIGHTH PRODUCTION FORECAST: 2023****SORGHUM – OPPERVLAKTE EN AGTSTE PRODUKSIESKATTING: 2023**

Province/ Provinsie	Area planted/ Opp beplant Ha 2023	8 <sup>th</sup> forecast/ 8 <sup>ste</sup> skatting/ Tons 2023	Area planted/ Opp beplant Ha 2022	Final crop/ Finale oes Tons 2022
Western Cape/Wes-Kaap	-	-	-	-
Northern Cape/Noord-Kaap	-	-	-	-
Free State/Vrystaat	5 200	14 820	7 800	20 700
Eastern Cape/Oos-Kaap	-	-	-	-
KwaZulu-Natal	100	400	200	740
Mpumalanga	8 500	35 275	9 000	43 650
Limpopo	15 500	33 325	15 000	26 250
Gauteng	100	420	200	800
North West/Noordwes	4 600	10 120	5 000	11 000
Total/Totaal	34 000	94 360	37 200	103 140

**DRY BEANS – AREA PLANTED AND EIGHTH PRODUCTION FORECAST: 2023****DROëBONE – OPPERVLAKTE EN AGTSTE PRODUKSIESKATTING: 2023**

Province/ Provinsie	Area planted/ Opp beplant Ha 2023	8 <sup>th</sup> forecast/ 8 <sup>ste</sup> skatting Tons 2023	Area planted/ Opp beplant Ha 2022	Final crop/ Finale oes Tons 2022
Western Cape/Wes-Kaap	100	180	100	150
Northern Cape/Noord-Kaap	450	990	600	1 080
Free State/Vrystaat	14 000	13 300	15 500	13 950
Eastern Cape/Oos-Kaap	200	360	200	300
KwaZulu-Natal	2 100	3 150	2 300	2 760
Mpumalanga	5 000	7 000	6 000	6 600
Limpopo	8 000	16 000	10 400	18 200
Gauteng	800	880	800	800
North West/Noordwes	6 000	8 400	7 000	8 750
Total/Totaal	36 650	50 260	42 900	52 590

**CONFIDENTIALITY ISSUES that CEC members are committed to adhere to on the day of the meeting**

- Personal items such as laptops, handbags, cell phones, etc. are not allowed in the venue during the meeting
- No member is allowed to leave the meeting before 12:00 in order to prevent disclosure of the information
- The embargo time for the release of crop estimates information is 14:30
- No member is allowed to discuss crop estimates information with anyone other than a member of the Committee before the embargo time
- Only the Chairperson, or a member appointed by the Chairperson, may release the figures to the media
- Members must regard the detail of any information that was collected for and/or discussed during the meeting, as confidential
- Individual information received for crop estimate purposes is treated strictly confidential, and is not divulged for any other purposes

**AREA ESTIMATE AND EIGHTH PRODUCTION FORECAST OF SUMMER CROPS (2023 PRODUCTION SEASON)/  
OPPERVLAKTE- EN AGTSTE PRODUKSIESKATTING VIR SOMERGEWASSE (2023 PRODUKSIE-SEISOEN)  
27 SEPTEMBER 2023**

**Summer field crops – 2023**

**Commercial maize:** The size of the expected commercial **maize crop** is 16,395 mill. tons, which is 0,09% or 14 275 tons less than the 16,410 mill. tons of the previous forecast . The area estimate for maize is 2,586 mill. ha and the expected yield is 6,34 t/ha.

The estimated maize crop is 5,98% or 925 225 tons larger than the 2022 crop. The three main maize producing areas, namely the Free State, Mpumalanga and North West provinces are expected to produce 83% of the 2023 crop.

The production forecast of **white maize** is set at 8,500 mill. tons, which is 1,60% or 137 985 tons less than the previous forecast of 8,638 mill. tons. The area estimate for white maize is 1,521 mill. ha and the expected yield is 5,59 t/ha.

In the case of **yellow maize**, the production forecast is 7,895 mill. tons, which is 1,59% or 123 710 tons more than the 7,772 mill. tons of the previous forecast. The area estimate for yellow maize is 1,065 mill. ha and the yield is 7,41 t/ha.

**Other summer crops:**

**Sunflower seed:** The production forecast for sunflower seed is set at 729 110 tons, which is 1,95% or 14 500 tons less than the 743 610 tons of the previous forecast. The area estimate for sunflower seed is 555 700 ha, while the expected yield is 1,31 t/ha.

**Other crops:** The production forecast for **soybeans** remained unchanged at 2,755 mill. tons. The estimated area planted to soybeans is 1,148 mill. ha and the expected yield is 2,40 t/ha.

The expected **groundnut** crop also remained unchanged at 51 910 tons. For groundnuts, the area estimate is 31 300 ha, with an expected yield of 1,66 t/ha.

The production forecast for **sorghum** is now 94 360 tons, which is 3,46% or 3 380 tons less than the 97 740 tons of the previous forecast. The area estimate for sorghum is 34 000 ha and the expected yield is 2,78 t/ha.

In the case of **dry beans**, the production forecast remained unchanged at 50 260 tons. The area estimate of dry beans is 36 650 ha, with an expected yield of 1,37 t/ha.

**Please note that the ninth production forecast for summer field crops for 2023, as well as the 'intentions of farmers' to plant summer grain crops for 2024, will be released on 26 October 2023.**

**Somergewasse – 2023**

**Kommersiële mielies:** Die grootte van die verwagte kommersiële **mielie-oes** is 16,395 milj. ton, wat 0,09% of 14 275 ton minder is as die 16,410 milj. ton van die vorige skatting. Die oppervlakteskatting vir mielies is 2,586 milj. ha en die verwagte opbrengs is 6,34 t/ha.

Die geskatte mielie-oes is 5,98% of 925 225 ton groter as die 2022-oes. Die drie belangrikste mielieproduserende gebiede, nl. die Vrystaat, Mpumalanga en Noordwes provinsies, gaan na verwagting 83% van die 2023-oes produseer.

Die produksieskatting van **witmielies** is op 8,500 milj. ton gestel, wat 1,60% of 137 985 ton minder is as die vorige skatting van 8,638 milj. ton. Die oppervlakteskatting vir witmielies is 1,521 milj. ha en die verwagte opbrengs is 5,59 t/ha.

In die geval van **geelmielies** is die produksieskatting 7,895 milj. ton, wat 1,59% of 123 710 ton meer is as die 7,772 milj. ton van die vorige skatting. Die oppervlakteskatting vir geelmielies is 1,065 milj. ha en die opbrengs is 7,41 t/ha.

**Ander somergewasse:**

**Sonneblomsaad:** Die produksieskatting vir sonneblomsaad is op 729 110 ton gestel, wat 1,95% of 14 500 ton minder is as die 743 610 ton van die vorige skatting. Die oppervlakteskatting vir sonneblomsaad is 555 700 ha, terwyl die verwagte opbrengs 1,31 t/ha is.

**Ander gewasse:** Die produksieskatting van **sojabone** is onveranderd gelaat op 2,755 milj. ton. Die geskatte oppervlakte beplant met sojabone is 1,148 milj. ha en die verwagte opbrengs is 2,40 t/ha.

Die verwagte **grondbone**-oes is ook onveranderd gelaat op 51 910 ton. Vir grondbone is die oppervlakteskatting 31 300 ha, terwyl die verwagte opbrengs 1,66 t/ha is.

Die produksieskatting van **sorghum** is nou 94 360 ton, wat 3,46% of 3 380 ton minder is as die 97 740 ton van die vorige skatting. Die oppervlakteskatting vir sorghum is 34 000 ha, en die verwagte opbrengs is 2,78 t/ha.

In die geval van **droëbone** is die oes onveranderd gelaat op 50 260 ton. Die oppervlakte beplant met droëbone is 36 650 ha, en die verwagte opbrengs is 1,37 t/ha.

**Neem asseblief kennis dat die negende produksieskatting vir somergewasse vir 2023, sowel as die 'voorneme van produsente om somergraangewasse te plant' vir 2024, op 26 Oktober 2023 vrygestel sal word.**

The non-commercial agricultural sectors' production estimate for maize for 2023 is hereby released. /  
Hiermee word die nie-kommersiële landbou-sektor se produksieskatting vir mielies vir 2023 vrygestel.

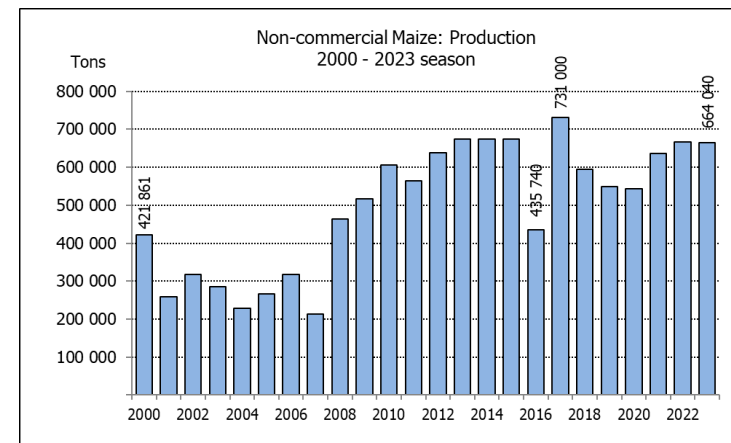
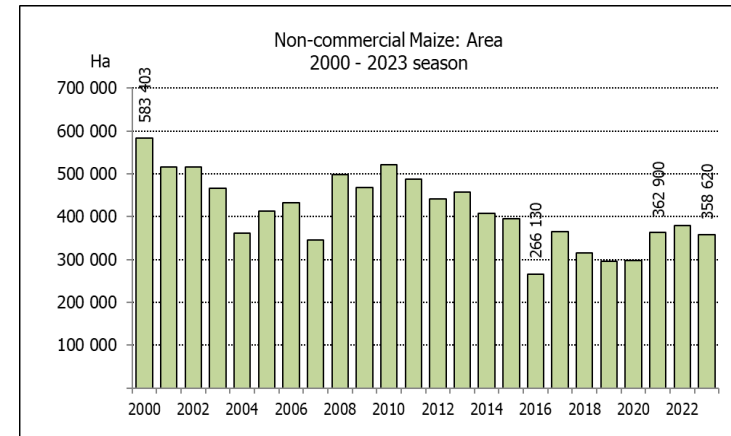
**NON-COMMERCIAL MAIZE** – AREA PLANTED AND PRODUCTION ESTIMATE: 2023

**NIE-KOMMERSIËLE MIELIES** – OPPERVLAKTE- EN PRODUKSIESKATTING: 2023

CROP/GEWAS	Area planted/ Opp beplant 2023 Ha (A)	Production/ Produksie 2023 Tons (B)	Area planted/ Opp beplant 2022 Ha (C)	Final crop/ Finale oes 2022 Tons (D)	Change/ Verandering % (B) ÷ (D)
Non-commercial agriculture/Nie-kommersiële landbou:					
White maize/Witmielies	278 655	472 765	296 950	482 000	-1,92
Yellow maize/Geelmielies	79 965	191 275	81 850	185 000	+3,39
Maize/Mielies	358 620	664 040	378 800	667 000	-0,44

The preliminary area planted to maize in the non-commercial agricultural sector is estimated at 358 620 ha, which represents a decrease of 5,33%, compared to the 378 800 ha of the previous season. The expected maize crop for this sector is 664 040 tons, which is 0,44% less than the 667 000 tons of last season. It is important to note that about 48% of the maize produced in the non-commercial sector, is planted in the Eastern Cape, followed by KwaZulu-Natal with 21%.

Die voorlopige oppervlakte beplant met mielies in die nie-kommersiële landbou-sektor word geskat op 358 620 ha, wat 'n afname van 5,33% verteenwoordig in vergelyking met die 378 800 ha van die vorige seisoen. Die verwagte mielie-oes van dié sektor is 664 040 ton, wat 0,44% minder is as die 667 000 ton van die vorige seisoen. Dit is belangrik om daarop te let dat ongeveer 48% van die mielies wat geproduseer word in die nie-kommersiële sektor, in die Oos-Kaap geplant word, gevolg deur KwaZulu-Natal met 21%.



The revised area estimate and second production forecast for winter cereals for the 2023 is hereby released. /  
Hiermee word die hersiene oppervlakteskatting en tweede produksieskatting vir wintergewasse vir 2023 vrygestel.

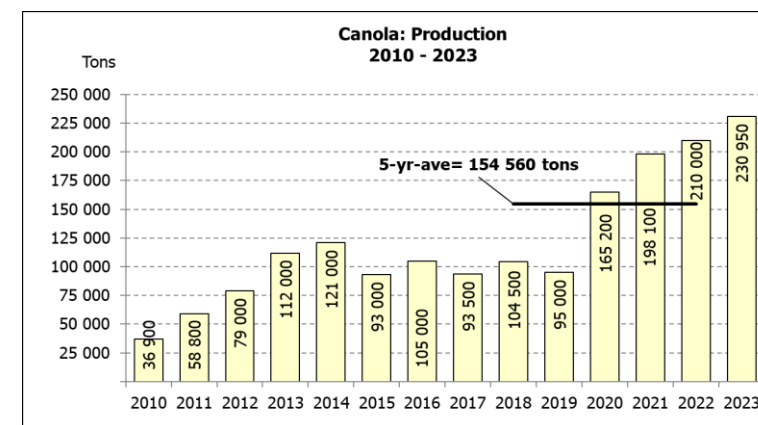
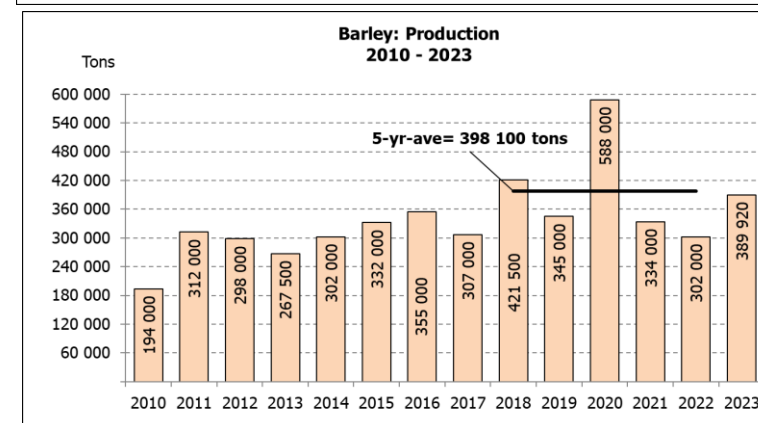
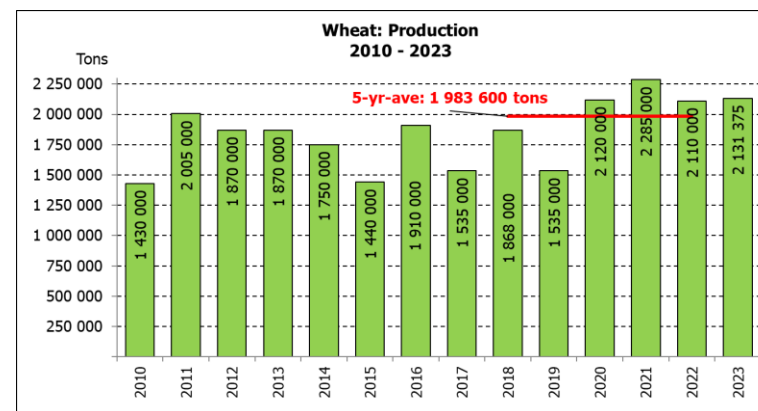
**WINTER CEREALS** – REVISED AREA PLANTED ESTIMATE AND SECOND PRODUCTION FORECAST: 2023 PRODUCTION SEASON  
**WINTERGEWASSE** – HERSIENE OPPERVLAKTESKATTING EN TWEDE PRODUKSIESKATTING: 2023-PRODUKSIESEISOEN

CROP/GEWAS	Area planted/ Opp beplant 2023 Ha (A)	2 <sup>nd</sup> forecast/ 2 <sup>de</sup> skatting 2023 Tons (B)	1 <sup>st</sup> forecast/ 1 <sup>ste</sup> skatting 2023 Tons (C)	Area planted/ Opp beplant 2022 Ha (D)	Final crop/ Finale oes 2022 Tons (E)	Change/ Verandering % (B) ÷ (C)
<b>Commercial/Kommersieel:</b>						
Wheat/Koring	537 950	2 131 375	2 141 625	566 800	2 110 000	-0,48
Barley/Gars <sup>1)</sup>	107 600	389 920	380 020	101 000	302 000	+2,61
Canola/Kanola	131 200	230 950	243 950	123 510	210 000	-5,33
Oats/Hawer <sup>1)</sup>	27 500	51 050	60 200	27 000	27 550	-15,20
Sweet lupines/Soetlupine	16 000	19 200	19 200	21 000	15 750	-

1) Commercial only. Excluding barley or oats used as pasture, silage, hay and/or on the farm as fodder for livestock /  
Slegs kommersieël. Uitgesluit gars of hawer wat gebruik word as weiding, kuilvoer, hooi en/of op die plaas as voer vir vee.

**WHEAT** – REVISED AREA PLANTED ESTIMATE AND SECOND PRODUCTION FORECAST: 2023  
**KORING** – HERSIENE OPPERVLAKTESKATTING EN TWEDE PRODUKSIESKATTING: 2023

Province/ Provinsie	Area planted/ Opp beplant 2023 Ha	2 <sup>nd</sup> forecast/ 2 <sup>de</sup> skatting 2023 Tons	Area planted/ Opp beplant 2022 Ha	Final crop/ Finale oes 2022 Tons
Western Cape/Wes-Kaap	365 000	1 095 000	360 000	918 000
Northern Cape/Noord-Kaap	40 000	310 000	47 000	338 500
Free State/Vrystaat	72 000	331 200	96 000	436 800
Eastern Cape/Oos-Kaap	6 300	40 950	6 000	40 200
KwaZulu-Natal	8 500	56 100	9 200	60 730
Mpumalanga	4 200	28 560	4 000	27 600
Limpopo	30 000	195 000	29 000	187 000
Gauteng	950	6 365	1 100	7 370
North West/Noordwes	11 000	68 200	14 500	93 800
Total/Totaal	537 950	2 131 375	566 800	2 110 000



**REVISED AREA ESTIMATE AND SECOND PRODUCTION FORECAST OF WINTER CROPS (2023) /  
HERSIENE OPPERVLAKTESKATTING EN TWEDE PRODUKSIESKATTING VAN WINTERGEWASSE (2023)  
27 SEPTEMBER 2023**

**Winter cereal crops - 2023 production season**

**Wheat:** The expected production of wheat is 2,131 mill. tons, which is 0,48% or 10 250 tons less than the previous forecast of 2,142 mill. tons, whilst the expected yield is 3,96 t/ha.

The expected production in the Western Cape is 1,095 mill. tons (51%), which is unchanged from the previous forecast. In the Free State, the expected production is 331 200 tons (16%), compared to the 340 800 tons of the previous month. In the Northern Cape, 310 000 tons (14%) is expected to be produced – unchanged from the previous month.

The area estimate for wheat was revised to 537 950 ha, which is 900 ha more than the 537 050 ha of the previous forecast. An estimated 365 000 ha or 68 % is planted in the Western Cape, 72 000 ha or 13 % in the Free State and 40 000 ha or 7 % in the Northern Cape.

**Other crops:** The production forecast for **barley** is 389 920 tons, which is 2,61% or 9 900 tons more than the previous month's forecast of 380 020 tons. The area planted is estimated at 107 600 ha, while the expected yield is 3,62 t/ha.

The expected **canola crop** is 230 950 tons, which is 5,33% or 13 000 tons less than the previous month's forecast of 243 950 tons. The area estimate for canola is 131 200 ha, with an expected yield of 1,76 t/ha.

The expected crop for **oats** for the 2023 season is 51 050 tons and the revised area planted is 27 500 ha. The expected yield is 1,86 t/ha.

In the case of **sweet lupines**, the production forecast is 19 200 tons. The area estimate of sweet lupines is 16 000 ha, with an expected yield of 1,20 t/ha.

**Please note that the third production forecast for winter cereals for 2023 will be released on 26 October 2023.**

**Information is available on the internet at [http://www.dalrrd.gov.za/old\\_website/statistics](http://www.dalrrd.gov.za/old_website/statistics) or <http://www.sagis.org.za>, as from **14:30** on the date of the relevant meeting of the Crop Estimates Committee.**

**Wintergewasse - 2023 produksie-seisoen**

**Koring:** Die verwagte produksie vir koring is 2,131 milj. ton, wat 0,48% of 10 250 ton minder is as die vorige skatting van 2,142 milj. ton, terwyl die verwagte opbrengs 3,96 t/ha is.

Die verwagte produksie in die Wes-Kaap is 1,095 mij. ton (51%), wat onveranderd is in vergelyking met die vorige skatting. In die Vrystaat is die verwagte produksie 331 200 ton (16%), in vergelyking met die vorige maand se 340 800 ton. In die Noord-Kaap is die beraamde produksie 310 000 ton (14%) – onveranderd in vergelyking met die vorige maand.

Die oppervlakteskatting vir koring is hersien na 537 950 ha, wat 900 ha meer is as die 537 050 ha teenoor die vorige skatting. Die beraamde oppervlakte geplant in die Wes-Kaap is 365 000 ha of 68 %, die Vrystaat is 72 000 ha of 13 % en 40 000 ha of 7 % is in die Noord-Kaap.

**Ander gewasse:** Die produksieskatting vir **gars** is 389 920 ton, wat 2,61% of 9 900 ton meer is as die vorige maand se skatting van 380 020 ton. Die oppervlakte beplant word beraam op 107 600 ha, terwyl die verwagte opbrengs 3,62 t/ha beloop.

Die verwagte **kanola-oes** is 230 950 ton, wat 5,33% of 13 000 ton minder is as die vorige maand se skatting van 243 950 ton. Die oppervlakteskatting vir kanola is 131 200 ha, met 'n verwagte opbrengs van 1,76 t/ha.

Die verwagte oes vir **hawer** vir die 2023-seisoen is 51 050 ton en die hersiene oppervlakteskatting is 27 500 ha. Die verwagte opbrengs is 1,86 t/ha.

In die geval van **soetlupine** is die produksieskatting 19 200 ton. Die oppervlakte beplant met soetlupine is 16 000 ha, en die verwagte opbrengs is 1,20 t/ha.

**Neem aseblief kennis dat die derde produksieskatting vir wintergewasse vir 2023 op 26 Oktober 2023 vrygestel sal word.**

**Inligting is beskikbaar op die internet by [http://www.dalrrd.gov.za/old\\_website/statistics](http://www.dalrrd.gov.za/old_website/statistics) of by <http://www.sagis.org.za>, vanaf **14:30** op die dag van die toepaslike vergadering van die Oesskattingskomitee.**